


SINCE 2020



SOMERSET VILLAGE & TOWN

# Community Clean Up

*Join Us!*

# April 25<sup>th</sup>

Kickoff: 8:30 AM – 9:00 AM

The Mission: You'll adopt or be assigned a roadside ditch or park to clean.

Wrap-up: Noon (Bring bags back to the Village or Township dumpsters at the park)

Lunch: Picnic provided by River's Edge

**New  
Registration  
and Picnic  
Location at  
Village Park  
This Year!**

**RSVP to lunch here:**

<https://bit.ly/signupgeniuslogin>

**Winning Municipality with the Most FILLED BAGS Will Receive Our Traveling Oscar-the-Grouch Trophy & Bragging Rights for 1-Year!**



**RIVER'S** *Edge*  
Apple River





SATURDAY

# 25 APRIL

- Please pick up BOTH SIDES of your street/road.
- Make sure you & your other volunteers wear bright colored clothes, closed toed shoes, & work gloves.
- Pick up heavy-duty yard waste bags at registration at the concession stand of Village Park on Spring Street.
- Please bring all FILLED BAGS back to registration site/lot.
- Update the online map when your street/road cleanup is complete (it should turn GREEN on the map once marked done).
- If you can't access the map, talk to us at registration for an assignment.

# SOMERSET VILLAGE & TOWN Community Clean Up

...A Joint Somerset Champions Council, Village of Somerset, & Town of Somerset Project



## STREET ADOPTION INSTRUCTIONS

[Click Here to view the adoption map](#)

SCAN THE  
QR CODE  
TO VIEW &  
EDIT THE  
STREET  
ADOPTION  
MAP



Scan me

### INTERACTIVE MAP KEY

- **PINK LINE** = Street segment available to adopt & clean.
- **ORANGE LINE** = Street segments already adopted.
- **GREEN LINE** = Street clean up completed.

### HOW TO ADOPT A STREET SEGMENT

- Once at the map page, zoom to your area and click on the street segment you want to adopt;
- A pop-up window will appear--click on the 3 dots at the bottom.
- Next, click on 'Smart Editor' in the mini drop down window.
- Navigate to the top right hand corner of the page. Click the down arrow.
- The Editor window will appear, look for the "Adoption Status" field; click on the drop down arrow, from there click on "Adopted" to switch the status of your street/road.
- Enter YOUR name in the "Volunteer of Organization Name" field, add your email, & phone # for communication purposes & cleanup reminders.
- When your street is completed, follow the same steps above but change the "Adoption Status" in the drop down menu to "Completed" and type in your/your group's # of filled bags in the "Number of Bags Filled" field. Your adopted road will then turn green. (Optional: Upload any photos of you/your group under "Attachments".

**\*\*REMEMBER TO CLICK SAVE AFTER MAKING ANY CHANGES.\*\***

Any Questions or Issues | Contact JoAnn Hardegger @ (715) 220-2784.

